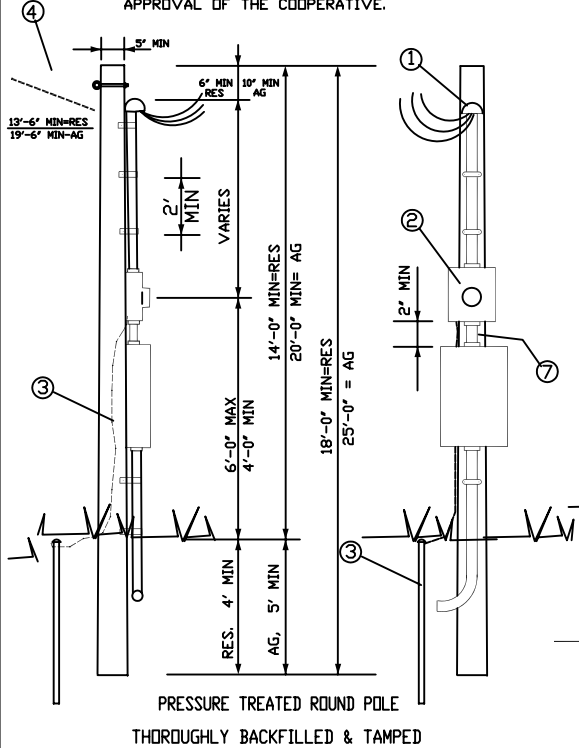




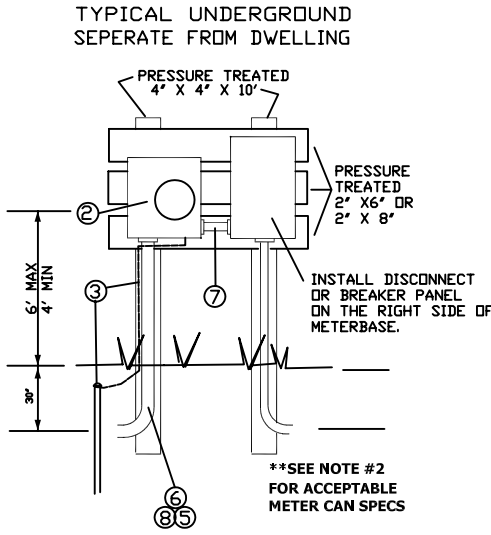
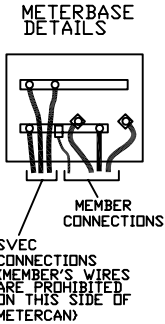
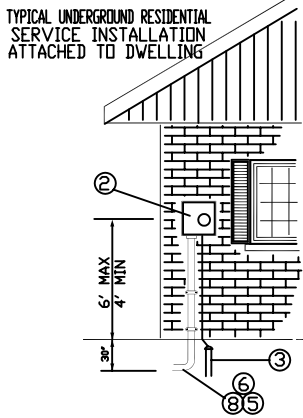
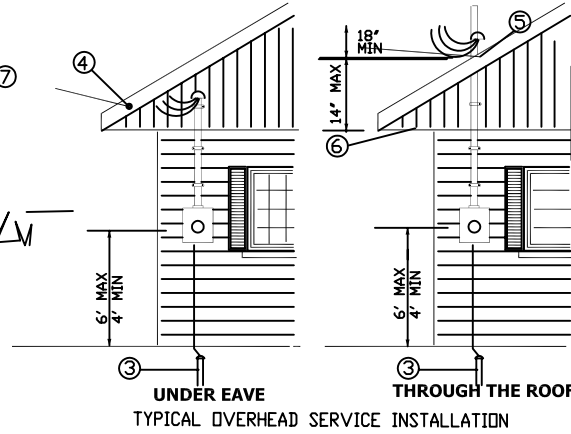
METER & SERVICE SPECIFICATIONS

RESIDENTIAL OVERHEAD REQUIREMENTS

ALL INSTALLATIONS SHALL MEET THE REQUIREMENTS OF THE CURRENT EDITION OF THE NATIONAL ELECTRIC CODE (NEC) AND LOCAL BUILDING AUTHORITIES. THE LOCATION OF METER AND SERVICE ENTRANCE EQUIPMENT IS SUBJECT TO THE APPROVAL OF THE COOPERATIVE.



- ① THE SERVICE ENTRANCE CAPACITY SHALL BE SIZED TO ACCOMMODATE THE ANTICIPATED LOAD.
- ② THE METERBASE IS INSTALLED BY THE CUSTOMER
- ③ CUSTOMER MUST PROVIDE ADEQUATE GROUNDING IN ACCORDANCE WITH THE NEC AND THE LOCAL BUILDING AUTHORITIES.
- ④ CUSTOMER MUST PROVIDE A POINT OF ATTACHMENT FOR THE SERVICE CONDUCTOR TO WITHSTAND A CONTINUOUS PULL OF 200 LBS.
- ⑤ A 2" MINIMUM RIGID METAL CONDUIT MUST BE USED AND INSTALLED BY THE CUSTOMER WHERE THE SERVICE ENTRANCE EXTENDS THROUGH THE ROOF. THE SERVICE MAY CROSS NO MORE THAN 4 FEET OF ROOF TO THE WEATHERHEAD. THE CONDUIT MUST WITHSTAND 200 LBS OF CONTINUOUS PULL.
- ⑥ NO MORE THAN 14" OF UN-EXPOSED SERVICE ENTRANCE CONDUIT TO THE METER MAY PASS THROUGH A ROOF, OVER-HANG, OR WALL.
- ⑦ USE RIGID METALLIC CONDUIT BETWEEN THE METER BASE AND THE CUSTOMER'S SERVICE EQUIPMENT TO SOLIDLY BOND THE EQUIPMENT TOGETHER.



RESIDENTIAL UNDERGROUND REQUIREMENTS

ALL INSTALLATIONS SHALL MEET THE REQUIREMENTS OF THE CURRENT EDITION OF THE NATIONAL ELECTRIC CODE (NEC) AND LOCAL BUILDING AUTHORITIES. THE LOCATION OF METER AND SERVICE ENTRANCE EQUIPMENT IS SUBJECT TO THE APPROVAL OF THE COOPERATIVE.

- ① THE SERVICE ENTRANCE CAPACITY SHALL BE SIZED TO ACCOMMODATE THE ANTICIPATED LOAD.
- ② THE METERBASE SHALL BE APPROVED BY SVEC AND INSTALLED BY THE MEMBER. THE METERBASE LOCATION SHALL BE APPROVED BY SVEC. THE LEFT SIDE OF THIS METERBASE IS RESERVED FOR SVEC'S USE. NO CONNECTION WILL BE MADE BY SVEC WITHOUT THE PROPER METERBASE & WIRE ROUTING. ***ACCEPTABLE UNDERGROUND METERCANS ARE: MILBANK U1980-D AND LANDIS AS877-PG
- ③ CUSTOMER MUST PROVIDE ADEQUATE GROUNDING IN ACCORDANCE WITH THE NEC AND THE LOCAL BUILDING AUTHORITIES.
- ④ MEMBER WILL INSTALL AN UNDERGROUND CONDUIT SYSTEM PER SVEC'S SPECIFICATIONS. ACCEPTANCE OF THE CONDUIT SYSTEM SHALL BE CONTINGENT UPON SVEC'S INSPECTION.
- ⑤ CONDUIT SHALL BE GRAY ELECTRICAL 2 INCH OR LARGER SCHEDULE 40 PVC.
- ⑥ THE CONDUIT SHALL BE BURIED A MINIMUM OF 30 INCHES DEEP. TWO VERTICAL 90 DEG SWEEPS AND ONE HORIZONTAL 90 DEG SWEEP ARE PERMITTED. SWEEPS SHALL HAVE 36 INCH RADIUS('LONG'!!!).
- ⑦ USE RIGID METALLIC CONDUIT BETWEEN THE METER BASE AND THE MEMBER'S SERVICE EQUIPMENT TO SOLIDLY BOND THE EQUIPMENT TOGETHER.
- ⑧ THE CONDUIT SYSTEM SHALL CONTAIN NYLON PULL LINE, CAPPED AT EXPOSED ENDS. PVC GLUE SHALL BE COLORED DYE TYPE. TRENCH SHALL BE PARTIALLY OPEN FOR INSPECTION.
- ⑨ TRENCH MUST BE PROPERLY BACKFILLED BEFORE METER IS PLACED.